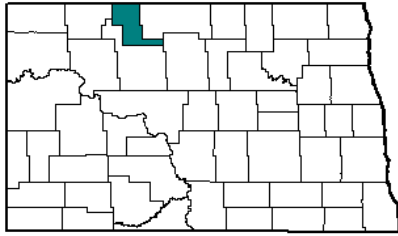


Renville County



County Quick Facts

- County Seat : **Mohall**
- State Population Rank, 2000 : **43**
- Median Age in Years, 2000 : **43.6**
- Persons Per Square Mile, 2000 : **3.0**

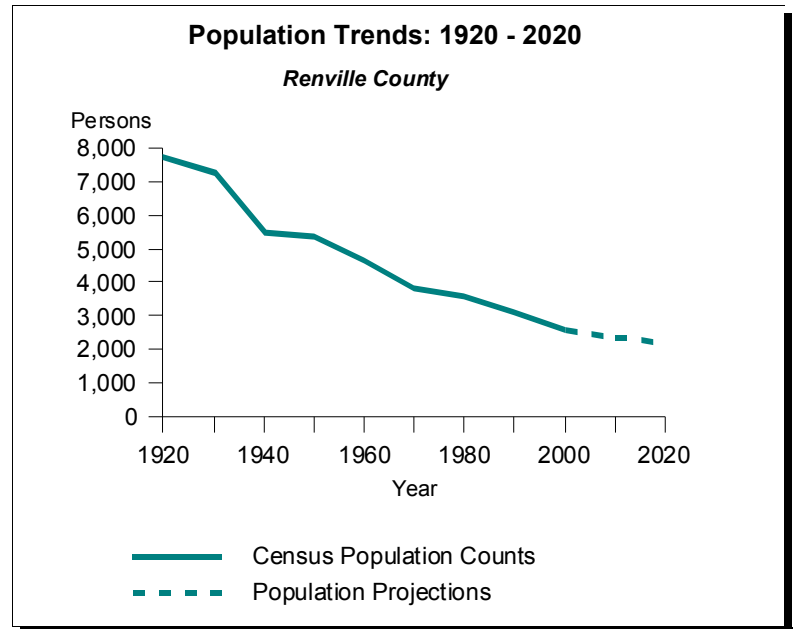


Table 1. Census Population Counts by Age and Gender, 1980, 1990 and 2000: Renville County

Age	1980			1990			2000		
	Total	Male	Female	Total	Male	Female	Total	Male	Female
0 to 4	250	135	115	178	70	108	113	56	57
5 to 9	290	153	137	281	143	138	162	82	80
10 to 14	325	169	156	249	128	121	182	80	102
15 to 19	322	178	144	222	113	109	212	120	92
20 to 24	208	110	98	113	61	52	67	41	26
25 to 29	241	140	101	189	104	85	107	55	52
30 to 34	231	120	111	240	116	124	132	66	66
35 to 39	179	95	84	241	132	109	184	95	89
40 to 44	198	96	102	189	96	93	215	113	102
45 to 49	192	102	90	149	83	66	203	110	93
50 to 54	178	78	100	164	83	81	184	102	82
55 to 59	196	95	101	168	87	81	124	62	62
60 to 64	170	90	80	157	72	85	150	77	73
65 to 69	195	89	106	162	83	79	143	71	72
70 to 74	202	104	98	126	55	71	130	59	71
75 to 79	116	57	59	142	57	85	115	48	67
80 to 84	51	21	30	121	52	69	77	32	45
85 plus	64	24	40	69	25	44	110	38	72
Total	3,608	1,856	1,752	3,160	1,560	1,600	2,610	1,307	1,303

Population Pyramids for Renville County

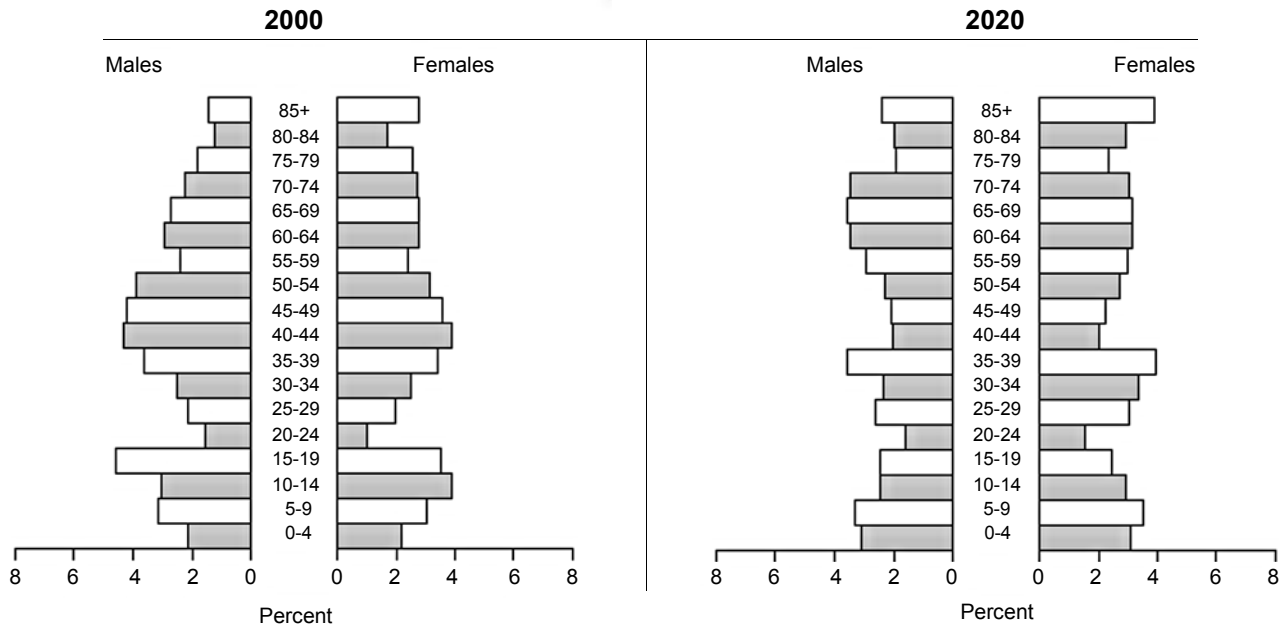


Table 2. Population Projections by Age and Gender, 2005, 2010, 2015, and 2020: Renville County

Age	2005			2010			2015			2020		
	Total	Male	Female	Total	Male	Female	Total	Male	Female	Total	Male	Female
0 to 4	107	53	54	101	49	52	141	71	70	140	70	70
5 to 9	124	59	65	118	56	62	111	52	59	155	75	80
10 to 14	178	87	91	137	63	74	130	59	71	122	55	67
15 to 19	157	76	81	154	82	72	119	60	59	112	56	56
20 to 24	127	72	55	95	46	49	92	49	43	71	36	35
25 to 29	91	49	42	174	86	88	133	55	78	128	59	69
30 to 34	103	53	50	89	48	41	168	83	85	129	53	76
35 to 39	134	64	70	105	52	53	90	47	43	171	81	90
40 to 44	187	93	94	136	62	74	107	51	56	92	46	46
45 to 49	198	104	94	171	85	86	125	57	68	98	47	51
50 to 54	186	101	85	182	96	86	157	78	79	114	52	62
55 to 59	159	88	71	161	87	74	158	83	75	135	67	68
60 to 64	108	54	54	151	84	67	153	83	70	150	79	71
65 to 69	135	68	67	107	53	54	150	82	68	152	81	71
70 to 74	129	63	66	134	66	68	106	52	54	148	79	69
75 to 79	109	45	64	118	52	66	122	55	67	96	43	53
80 to 84	94	35	59	98	36	62	106	42	64	111	45	66
85 plus	99	38	61	121	45	76	132	48	84	142	54	88
Total	2,425	1,202	1,223	2,352	1,148	1,204	2,300	1,107	1,193	2,266	1,078	1,188