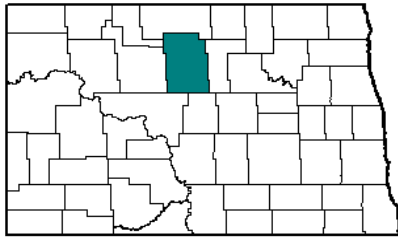
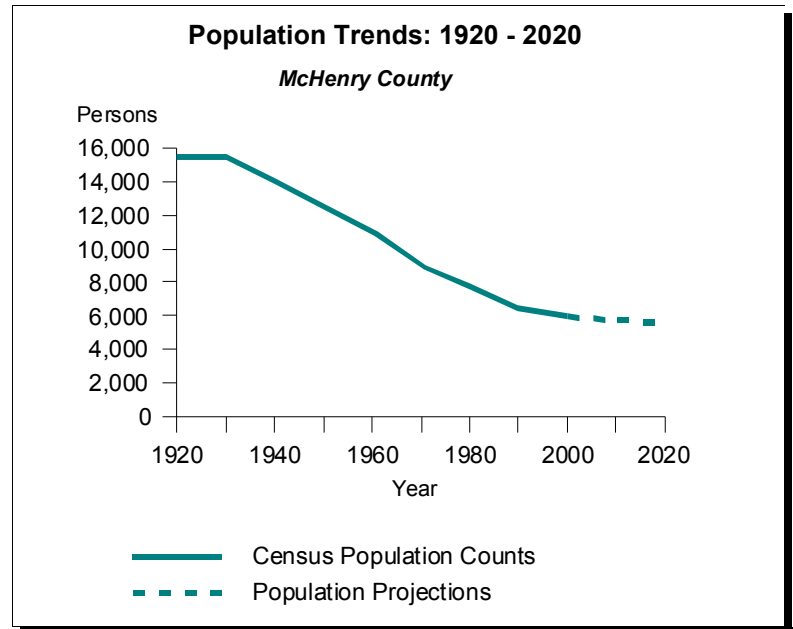


# McHenry County



## County Quick Facts

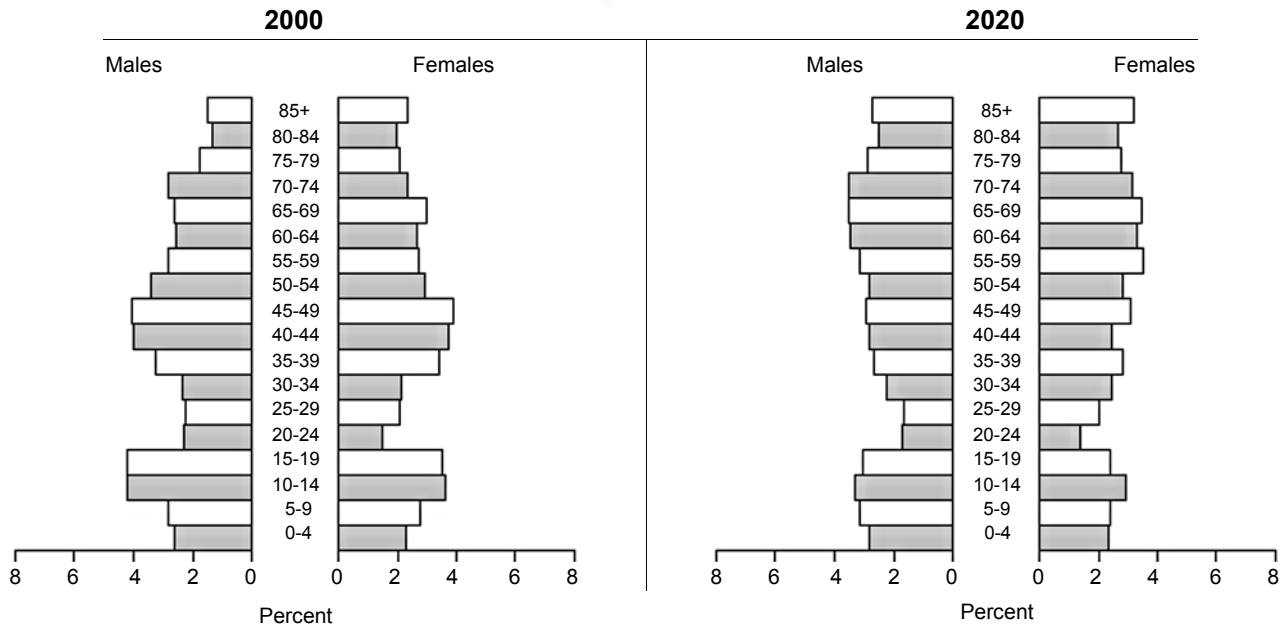
- County Seat : **Towner**
- State Population Rank, 2000 : **21**
- Median Age in Years, 2000 : **43.0**
- Persons Per Square Mile, 2000 : **3.2**



**Table 1. Census Population Counts by Age and Gender, 1980, 1990 and 2000: McHenry County**

Age	1980			1990			2000		
	Total	Male	Female	Total	Male	Female	Total	Male	Female
0 to 4	575	322	253	393	210	183	294	158	136
5 to 9	578	306	272	519	259	260	336	170	166
10 to 14	671	358	313	549	297	252	470	253	217
15 to 19	707	393	314	427	228	199	464	252	212
20 to 24	465	263	202	210	123	87	225	137	88
25 to 29	515	275	240	348	192	156	258	134	124
30 to 34	432	244	188	399	198	201	270	142	128
35 to 39	367	175	192	490	250	240	400	196	204
40 to 44	401	188	213	407	229	178	465	240	225
45 to 49	388	194	194	362	175	187	477	244	233
50 to 54	439	231	208	335	164	171	378	203	175
55 to 59	435	202	233	354	183	171	331	169	162
60 to 64	437	218	219	375	200	175	314	153	161
65 to 69	529	282	247	342	159	183	334	155	179
70 to 74	389	182	207	332	146	186	311	170	141
75 to 79	286	129	157	322	159	163	230	105	125
80 to 84	161	70	91	216	81	135	199	80	119
85 plus	83	47	36	148	56	92	231	90	141
Total	7,858	4,079	3,779	6,528	3,309	3,219	5,987	3,051	2,936

## Population Pyramids for McHenry County



**Table 2. Population Projections by Age and Gender, 2005, 2010, 2015, and 2020: McHenry County**

Age	2005			2010			2015			2020		
	Total	Male	Female	Total	Male	Female	Total	Male	Female	Total	Male	Female
0 to 4	287	156	131	310	156	154	303	165	138	297	162	135
5 to 9	308	173	135	301	171	130	323	171	152	317	180	137
10 to 14	367	186	181	336	189	147	329	187	142	353	187	166
15 to 19	444	234	210	347	172	175	316	174	142	310	173	137
20 to 24	256	139	117	245	129	116	191	95	96	174	96	78
25 to 29	243	137	106	279	139	140	268	129	139	210	95	115
30 to 34	258	134	124	243	137	106	279	139	140	268	129	139
35 to 39	301	154	147	288	145	143	271	149	122	312	151	161
40 to 44	447	212	235	336	167	169	321	157	164	302	162	140
45 to 49	496	256	240	476	226	250	358	178	180	342	167	175
50 to 54	430	220	210	446	230	216	428	203	225	322	160	162
55 to 59	335	179	156	381	194	187	395	203	192	379	179	200
60 to 64	293	149	144	326	174	152	370	188	182	384	197	187
65 to 69	308	149	159	317	160	157	353	187	166	400	202	198
70 to 74	328	151	177	333	160	173	341	172	169	379	200	179
75 to 79	267	147	120	310	144	166	314	152	162	322	164	158
80 to 84	196	90	106	249	137	112	290	135	155	293	142	151
85 plus	223	86	137	237	100	137	286	142	144	337	154	183
Total	5,787	2,952	2,835	5,760	2,930	2,830	5,736	2,926	2,810	5,701	2,900	2,801